

LYNDEX NIKKEN














































NAKAMURA TOME LIVE TOOLING























































*Uncompromising Quality
Unparalleled Precision*



ALPS TOOL

Part No./Description		Coolant-Thru	High-Speed	Nakamura Tome Models					
Lyndex-Nikken	Nakamura			NTJ	NTM3	NTY3	SC-150II	SC-200L	SC-250
NK103-11000 X-AXIS, 3600rpm	AR1390								
NK103-10000 Z-AXIS, 3600rpm	AR1393								
NK103-13000 X-AXIS, 6000rpm	AC1310								
NK103-12000 Z-AXIS, 6000rpm	AC1313								
NK103-15000 Z-AXIS, 3600rpm	AG1313								
NK103-16000 Z-AXIS, 6000rpm	AG1393								
NK103-5K000 X-AXIS, 6000rpm	-								
NK103-6H000 Z-AXIS, 6000rpm	-								
NK103-6J000 Z-AXIS, 6000rpm	-								
NKA01-20000 Z-AXIS, 6000rpm	F26333								
NKA01-13000 X-AXIS, 6000rpm	C26330								
NKA01-12000 Z-AXIS, 6000rpm	C26333								
NKA00-11000 X-AXIS, 4000rpm	D22310								
NKA00-10000 Z-AXIS, 4000rpm	D22313								
NK105-37000 X-AXIS, 3600rpm	R2390								
NK105-36000 Z-AXIS, 3600rpm	R2393								
NK105-49000 X-AXIS, 6000rpm	-								
NK105-33000 Z-AXIS, 6000rpm	-								

All Nakamura live tools can be used in all positions on all turrets (for main or sub) for each given machine model.

Nakamura Tome Models										Page
SC-300	TW-10	TW-20	WT-100	WT-150	WT-250II	WT-300	WTS-150	WTW-150	WY-250	
										6
										6
										7
										7
										8
										8
										9
										9
										10
										10
										11
										11
										12
										12
										13
										13
										14
										14

SPECIAL LIVE TOOL INQUIRY FORM

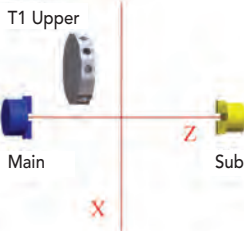
Fax: (847) 367-4815
Email: inquiries@lyndexnikken.com

Fill in the form below and fax it to (847) 367-4815, or visit www.lyndexnikken.com and complete the form online. Lyndex-Nikken engineers will help you to determine the best live tool for your application.

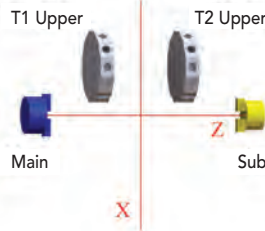
Company _____ Name _____
Address _____
Zip _____ City _____
Phone _____ E-mail _____

Please specify machine model, turret and direction (main or sub): circle selection

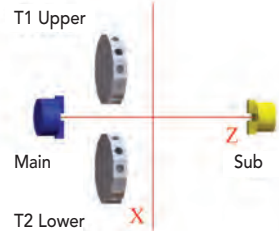
SC-150II
SC-200L
SC-250
SC-300



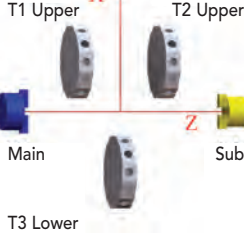
TW-10
TW-20




WT-100
WT-150
WT-250II
WT-300
WY-250



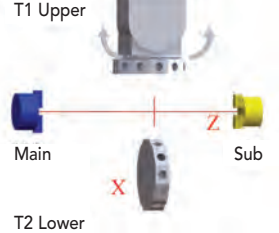
WTS-150
NTM3
NTY3





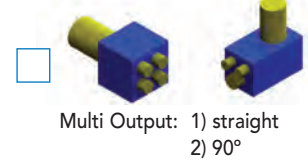
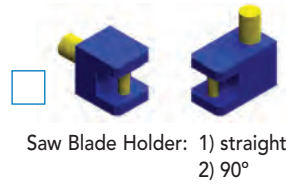
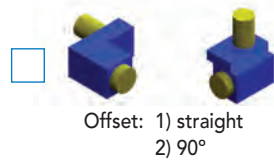
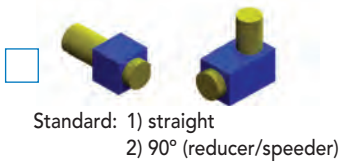
WTW-150



NTJ



Please specify design configuration:



Please specify holding system and cutting tool specifications:

Holding System

Preferred type of holding system (ER, Shrink Fit, Shell Mill Arbor, etc.): _____

Application and Cutting Tool Specifications

Type of material: _____

Type and nature of application (milling, drilling, reaming, slitting, etc.): _____

Size of cutter (diameter): _____ Overall length of cutter: _____


Flute length: _____ Requested RPM: _____ Requested torque: _____

Coolant Requirements

External/Internal: _____ Requested pressure capabilities: _____

Number of nozzle ports: _____ Coolant pipe design or configuration specifications: _____

TABLE OF CONTENTS




NAKAMURA TOME LIVE TOOLING

General Matrix	<i>Inside cover-1</i>
Special Live Tool Inquiry Form	2
Table of Contents	3
Introduction	4
Features and Technology	5
Live Tooling Product Specifications	6-14
Standard Live Tools	
<i>for WY-250, WT-150, WT-250II, WTW-150, WTS-150, TW-10, NTM3, NTJ, SC-250, SC-200L</i>	
NK103-11000 and NK103-10000	6
NK103-13000 and NK103-12000	7
NK103-15000 and NK103-16000	8
Coolant-Through type Live Tools	
<i>for WY-250, WT-150, WT-250II, WTW-150, WTS-150, TW-10, NTM3, NTJ, SC-250, SC-200L</i>	
NK103-5K000 and NK103-6H000	9
NK103-6J000	10
Standard Live Tools	
<i>for WT-100, WT-300, TW-20, SC-150II, SC-300, NTY3</i>	
NKA01-20000	10
NKA01-13000 and NKA01-12000	11
NKA00-11000 and NKA00-10000	12
NK105-37000 and NK105-36000	13
Coolant-Through type Live Tools	
<i>for WT-300, TW-20, SC-300</i>	
NK105-49000 and NK105-33000	14
Wrench Instructions, Warranty and Repair Services	15
ER Series Collets	16-17
ER Tap Collets	18-19
Accessories	20

Specials

Custom-made live tools can be engineered for your specific application. Please direct your request to our office (see special live tool inquiry form). Our engineering staff is ready to assist you with your specific tooling needs.





Turn Your Nakamura Tome into an Ultimate Performance Center.

Alps live tooling for Lyndex-Nikken offers the latest technology for turning operations. Designed and manufactured directly with Nakamura engineers in Japan, our live tools have features and benefits unmatched by the competition. Gears, bearings, seals - every part is built to provide the highest accuracy, rigidity and stability.

Parts inventory, maintenance and repair, and rebuild services are available through Lyndex-Nikken.

(See page 15 for more details.)

With more than 30 years of live tooling engineering and manufacturing experience, Lyndex-Nikken live tooling will maximize the capabilities of your machine, and keep you far ahead of the global competition. We understand that exceptional quality is key to your business. Let the manufacturers who share your philosophy in producing live tools join you in doing what you do best - machining the highest quality parts.



Lyndex-Nikken is a Nakamura Tome Authorized Live Tool Supplier.

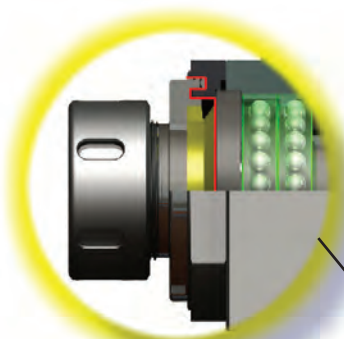
Enhanced with Alps/Lyndex-Nikken live tooling, your Nakamura machine will allow you to reduce cycle times, eliminate extra operations and achieve maximum efficiency.



Lyndex-Nikken live tools are manufactured by Alps Tool Co. Ltd.


FEATURES AND TECHNOLOGY

As an authorized OEM supplier to Nakamura, Lyndex-Nikken live tools are designed and manufactured in conjunction with Nakamura engineers at the factory in Japan.



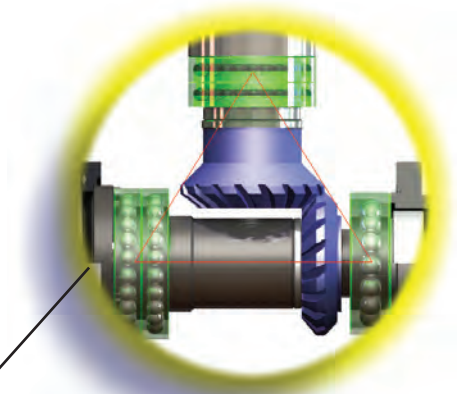

Protective Seals

- **Labyrinth Seals** - provide a high pressure multi barrier construction that prevents contaminants and coolant from entering the main chamber.



Eccentric Bearing Nut

- **Ground Eccentric Nut** - allows for fine accuracy and strong tool shank gripping capacity by preventing collet twisting or rocking.
- **Runout** - guarantee of under 5-micron repeatability at collet nose.



Gears for Stability

- **Gear Pairing** - hand matched for each pair to minimize backlash.
- **Gear Design** - custom ground spiral bevel gear tooth design maximizes drive torque output and reduces tooth root stress allowing for more tool longevity.
- **Gear Equilibrium** - placement of bearings balance torque stress evenly through input/output shafts.

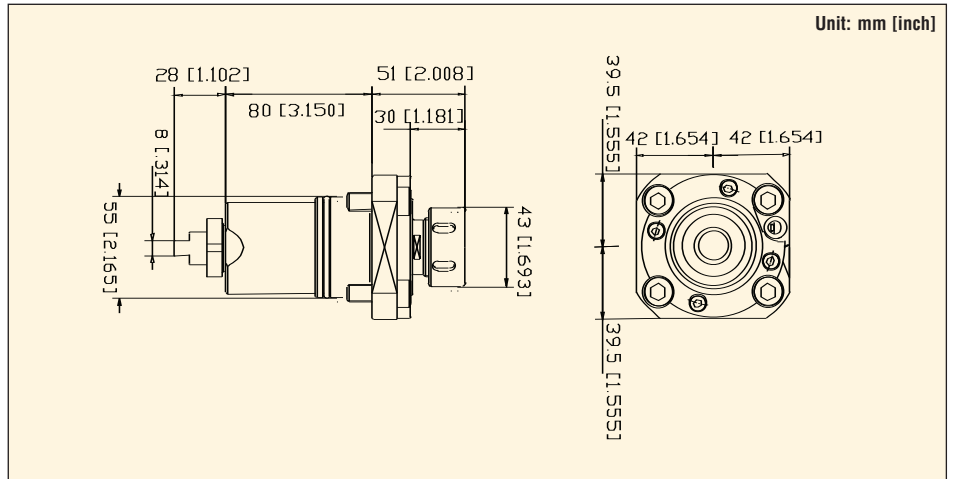

Tool Design and Engineering

- **Tool Body** - manufactured from the highest tensile and compression Nickel Chrome Molybdenum alloys.
- **Drive Shafts** - all features are ground on both the input and output Chrome Molybdenum drive shafts to assure proper torque transmission and precision concentricity.
- **Bearing Quality** - only the highest precision ABEC 7 angular contact bearings are used for smooth and high speed rotation.
- **Quality Control** - all live tools go through a vigorous 60-point final inspection to satisfy the highest expectations of live tool performance.

- NTJ
 - NTM3
 - SC-250
 - TW-10
 - WT-150
 - WT-250II
 - WTS-150
 - WTW-150
- WY-250

NK103-11000

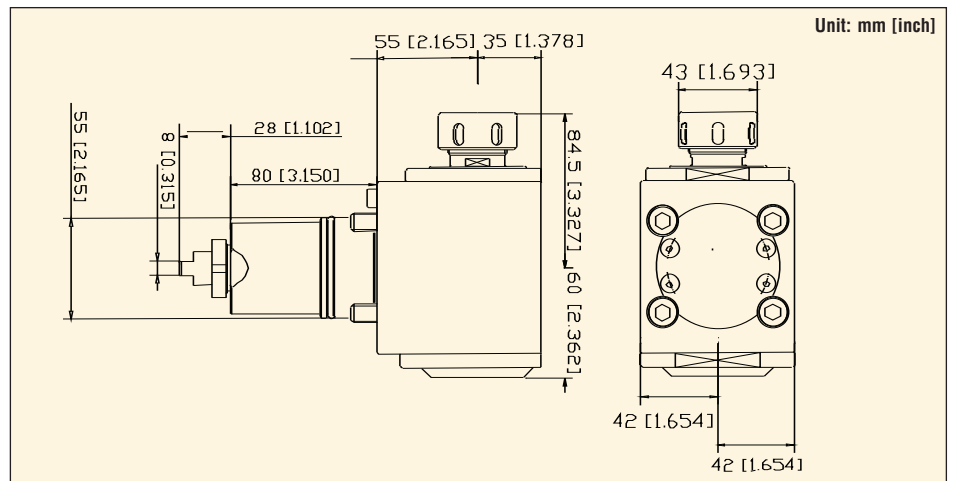


Nakamura Part Number
AR1390



Description	Max. RPM	Max. Torque Output ft-lbs (N-m)	Max. Pressure (PSI)	Collet Size	Replacement Nut	Coolant Nozzle	Spanner Wrench	
							for Spindle	for Nut
X-Axis / Straight	3600	17.5 (24)	100	ER25 1/16" to 5/8"	NA25	NK103-10140	SP-27	FK-6

NK103-10000

Nakamura Part Number
AR1393



Description	Max. RPM	Max. Torque Output ft-lbs (N-m)	Max. Pressure (PSI)	Center Height	Collet Size	Replacement Nut	Coolant Nozzle	Spanner Wrench	
								for Spindle	for Nut
Z-Axis / 90° Angle	3600	17.5 (24)	100	55mm	ER25 1/16" to 5/8"	NA25	NK103-11050	SP-27	FK-6

- NTJ NTM3 SC-200L WT-150 WT-250II WTS-150 WTW-150 WY-250

NK103-13000

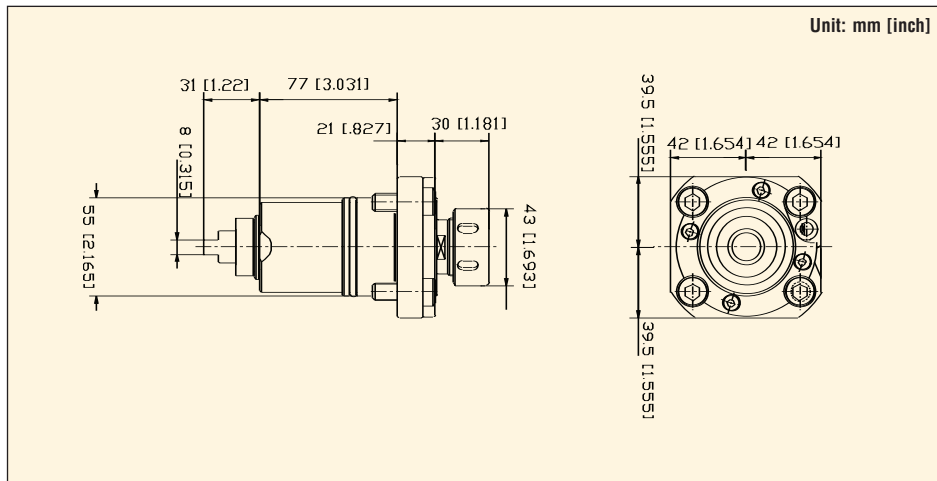
Nakamura Part Number
AC1310



Clockwise Input



Clockwise Output



Description	Max. RPM	Max. Torque Output ft-lbs (N-m)	Max. Pressure (PSI)	Collet Size	Replacement Nut	Coolant Nozzle	Spanner Wrench	
							for Spindle	for Nut
X-Axis / Straight	6000	17.5 (24)	100	ER25 1/16" to 5/8"	NA25	NK103-11050	SP-27	FK-6

NK103-12000

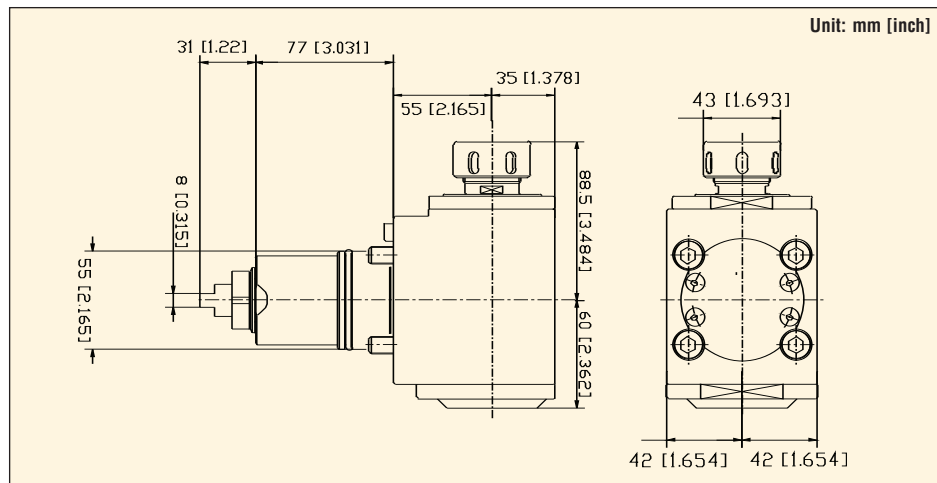
Nakamura Part Number
AC1313



Counter Clockwise Input



Clockwise Output



Description	Max. RPM	Max. Torque Output ft-lbs (N-m)	Max. Pressure (PSI)	Center Height	Collet Size	Replacement Nut	Coolant Nozzle	Spanner Wrench	
								for Spindle	for Nut
Z-Axis / 90° Angle	6000	17.5 (24)	100	55mm	ER25 1/16" to 5/8"	NA25	NK103-10140	SP-27	FK-6

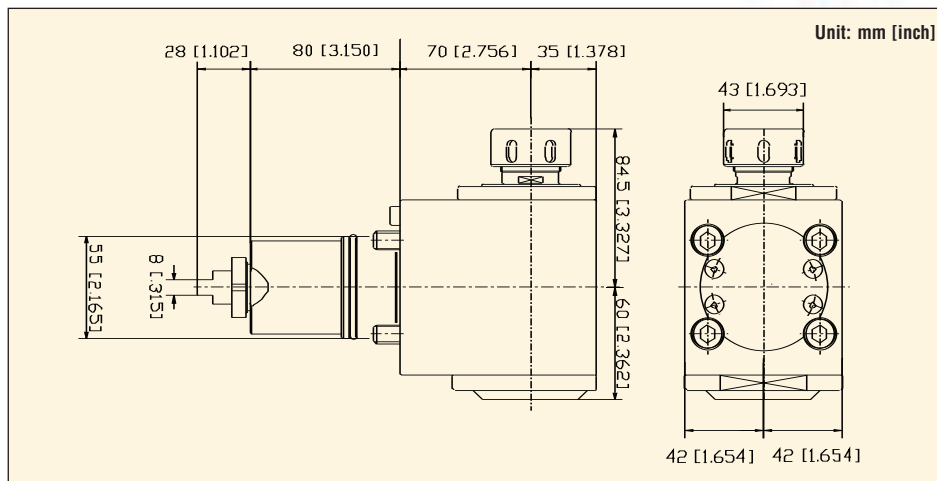
NTJ WTS-150 WTW-150

NK103-15000

Nakamura Part Number
AG1313

Counter Clockwise Input

Clockwise Output



Description	Max. RPM	Max. Torque Output ft-lbs (N-m)	Max. Pressure (PSI)	Center Height	Collet Size	Replacement Nut	Coolant Nozzle	Spanner Wrench	
								for Spindle	for Nut
Z-Axis / 90° Angle	3600	17.5 (24)	100	70mm	ER25 1/16" to 5/8"	NA25	NK103-10140	SP-27	FK-6

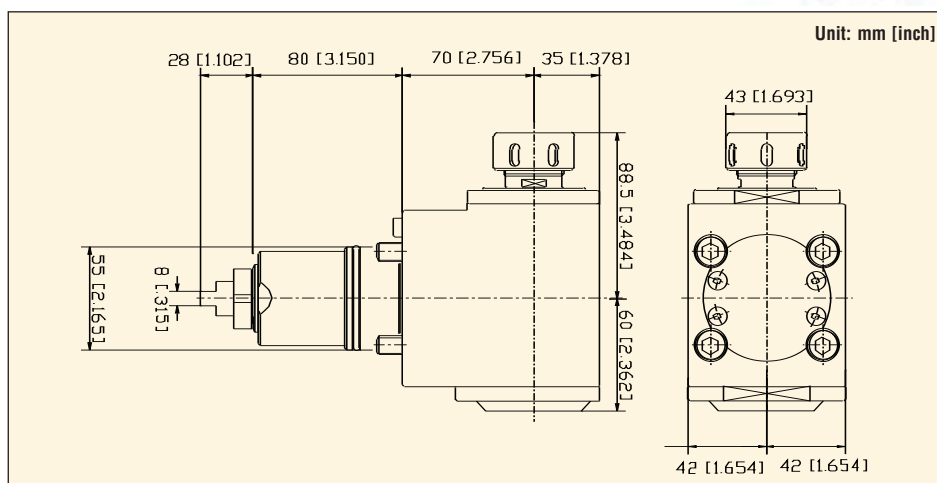
NK103-16000

Nakamura Part Number
AG1393



Counter Clockwise Input

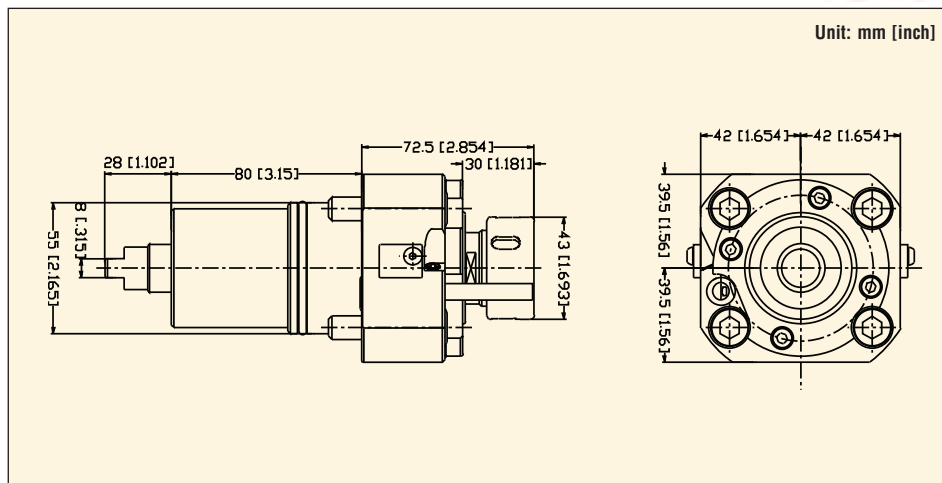


Clockwise Output



Description	Max. RPM	Max. Torque Output ft-lbs (N-m)	Max. Pressure (PSI)	Center Height	Collet Size	Replacement Nut	Coolant Nozzle	Spanner Wrench	
								for Spindle	for Nut
Z-Axis / 90° Angle	6000	17.5 (24)	100	70mm	ER25 1/16" to 5/8"	NA25	NK103-10140	SP-27	FK-6

- NTJ
- NTM3
- SC-200L
- SC-250
- TW-10
- WT-150
- WT-250II
- WTS-150
- WTW-150
- WY-250

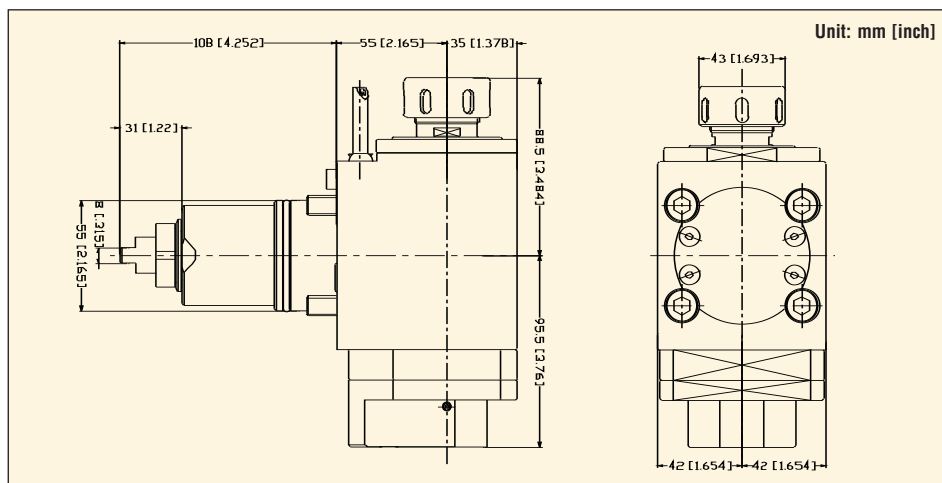
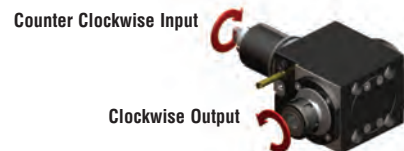
NK103-5K000



Description	Max. RPM	Max. Torque Output ft-lbs (N-m)	Max. Pressure (PSI)	Collet Size	Replacement Nut	Coolant Nozzle	Spanner Wrench	
							for Spindle	for Nut
X-Axis / Straight	6000	17.5 (24)	1000	ER25 1/16" to 5/8"	NA25	NK103-11050	SP-27	FK-6

Internal Coolant tools are capable up to 1000PSI. They require a minimum 20 micron filter and cannot be run dry.

NK103-6H000

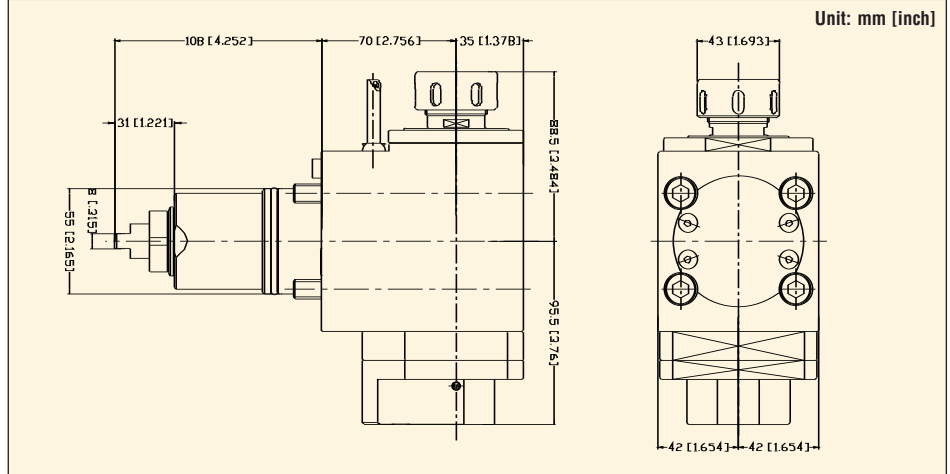

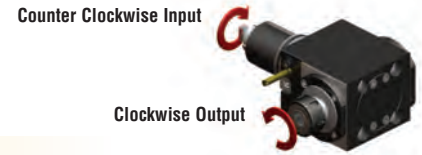


Description	Max. RPM	Max. Torque Output ft-lbs (N-m)	Max. Pressure (PSI)	Center Height	Collet Size	Replacement Nut	Coolant Nozzle	Spanner Wrench	
								for Spindle	for Nut
Z-Axis / 90° Angle	6000	17.5 (24)	1000	55mm	ER25 1/16" to 5/8"	NA25	NK103-10140	SP-27	FK-6

Internal Coolant tools are capable up to 1000PSI. They require a minimum 20 micron filter and cannot be run dry.

NTJ WTS-150 WTW-150

NK103-6J000



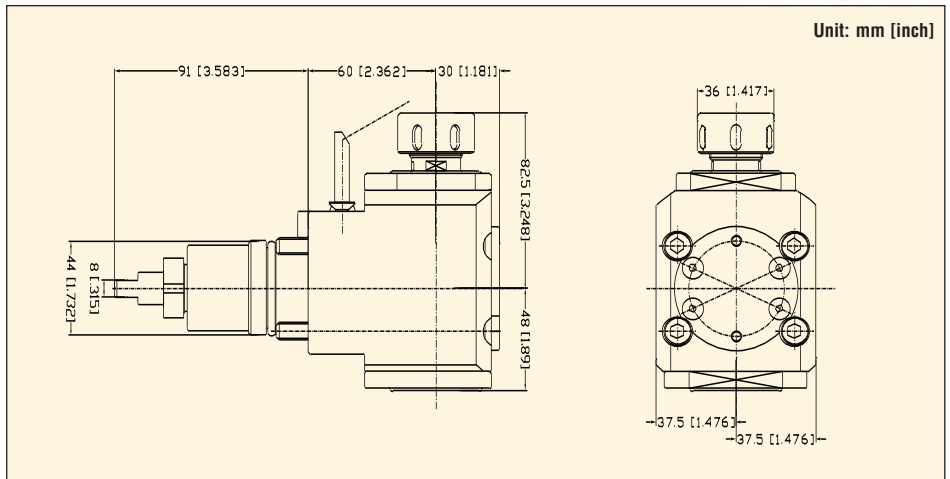
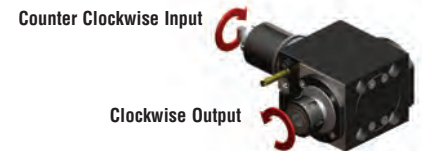
Description	Max. RPM	Max. Torque Output ft-lbs (N-m)	Max. Pressure (PSI)	Center Height	Collet Size	Replacement Nut	Coolant Nozzle	Spanner Wrench	
								for Spindle	for Nut
Z-Axis / 90° Angle	6000	17.5 (24)	1000	70mm	ER25 1/16" to 5/8"	NA25	NK103-10140	SP-27	FK-6

Internal Coolant tools are capable up to 1000PSI. They require a minimum 20 micron filter and cannot be run dry.

NTY3

NKA01-20000

Nakamura Part Number
F26333



Description	Max. RPM	Max. Torque Output ft-lbs (N-m)	Max. Pressure (PSI)	Center Height	Collet Size	Replacement Nut	Coolant Nozzle	Spanner Wrench	
								for Spindle	for Nut
Z-Axis / 90° Angle	6000	11.8 (16)	100	60mm	ER20 1/16" to 1/2"	NA20	NK103-10140	SP-21	FK-5

NTY3

WT-100

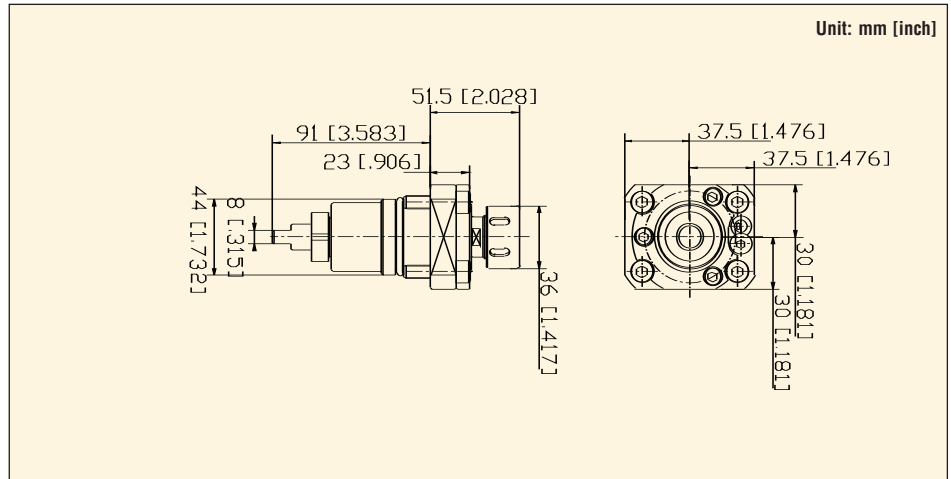
NKA01-13000

Nakamura Part Number
C26330



Clockwise Input

Clockwise Output



Description	Max. RPM	Max. Torque Output ft-lbs (N-m)	Max. Pressure (PSI)	Collet Size	Replacement Nut	Coolant Nozzle	Spanner Wrench	
							for Spindle	for Nut
X-Axis / Straight	6000	11.8 (16)	100	ER20 1/16" to 1/2"	NA20	NK103-10140	SP-21	FK-5

WT-100

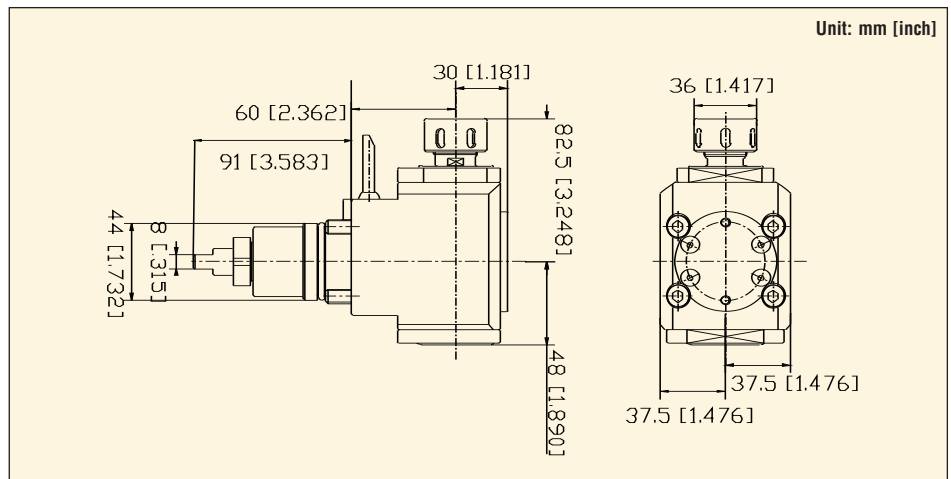
NKA01-12000

Nakamura Part Number
C26333



Counter Clockwise Input

Clockwise Output

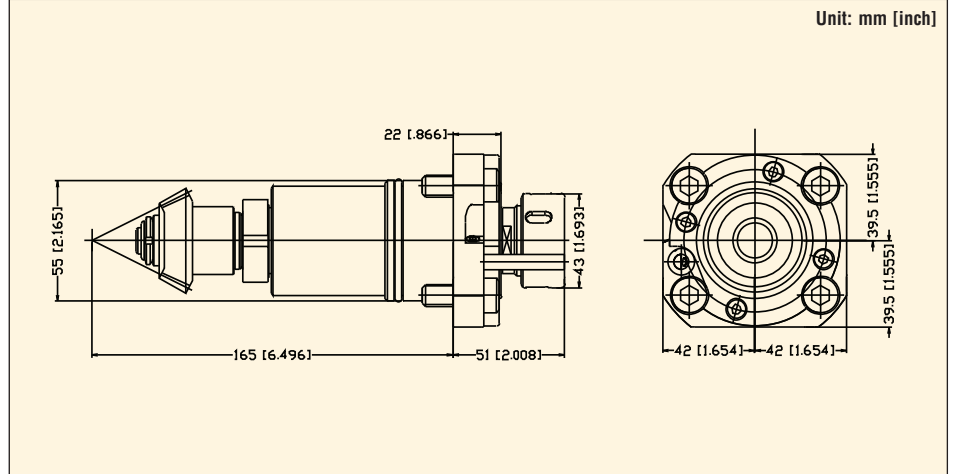



Description	Max. RPM	Max. Torque Output ft-lbs (N-m)	Max. Pressure (PSI)	Center Height	Collet Size	Replacement Nut	Coolant Nozzle	Spanner Wrench	
								for Spindle	for Nut
Z-Axis / 90° Angle	6000	11.8 (16)	100	60mm	ER20 1/16" to 1/2"	NA20	NK103-10140	SP-21	FK-5

SC-150II

NKA00-11000

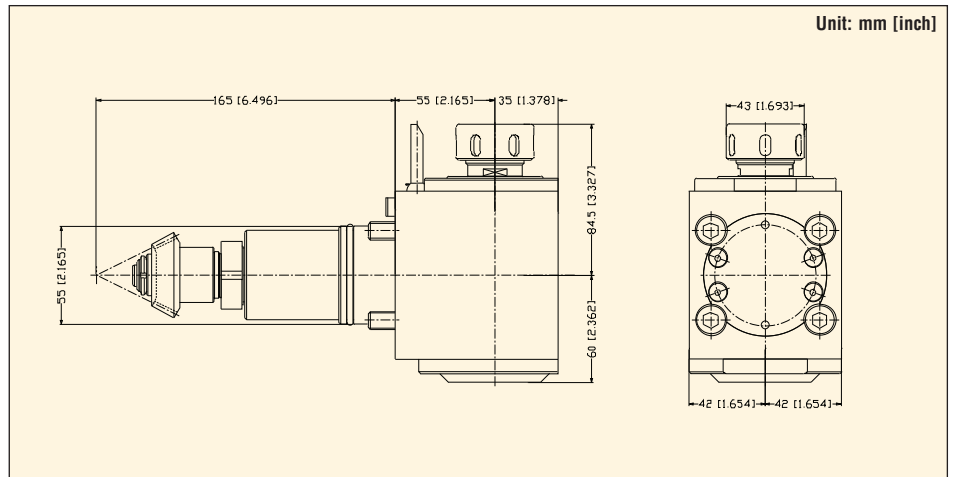
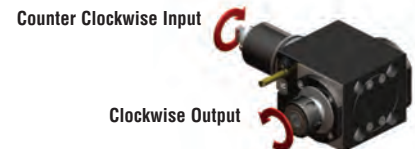
Nakamura Part Number
D22310



Description	Max. RPM	Max. Torque Output ft-lbs (N-m)	Max. Pressure (PSI)	Collet Size	Replacement Nut	Coolant Nozzle	Spanner Wrench	
							for Spindle	for Nut
X-Axis / Straight	4000	7.4 (10.1)	100	ER25 1/16" to 5/8"	NA25	NK103-11050	SP-27	FK-6

NKA00-10000

Nakamura Part Number
D22313



Description	Max. RPM	Max. Torque Output ft-lbs (N-m)	Max. Pressure (PSI)	Center Height	Collet Size	Replacement Nut	Coolant Nozzle	Spanner Wrench	
								for Spindle	for Nut
Z-Axis / 90° Angle	4000	7.4 (10.1)	100	55mm	ER25 1/16" to 5/8"	NA25	NK103-10140	SP-27	FK-6

SC-300

TW-20

WT-300

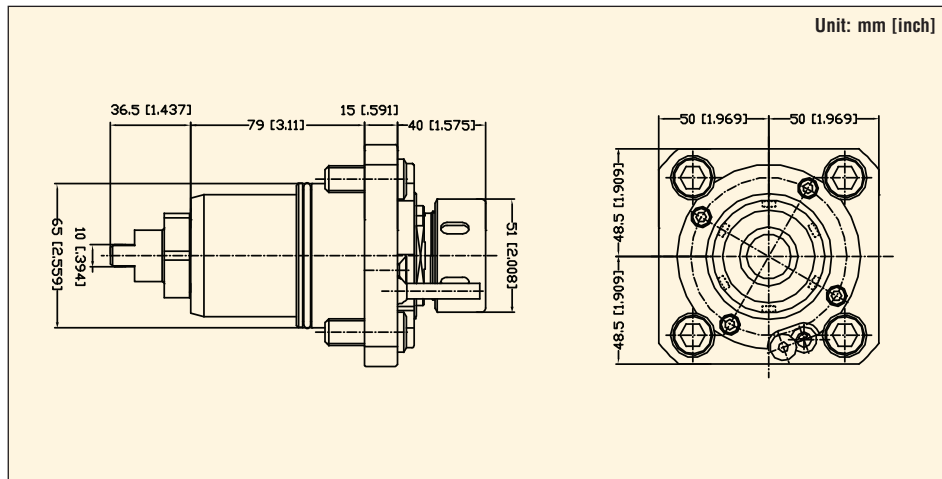
NK105-37000

Nakamura Part Number
R2390

Clockwise Input



Clockwise Output



Description	Max. RPM	Max. Torque Output ft-lbs (N-m)	Max. Pressure (PSI)	Collet Size	Replacement Nut	Coolant Nozzle	Spanner Wrench	
							for Spindle	for Nut
X-Axis / Straight	3600	30 (39.3)	100	ER32 1/8" to 25/32"	NA32	NK103-10140	SP-36	FK-8

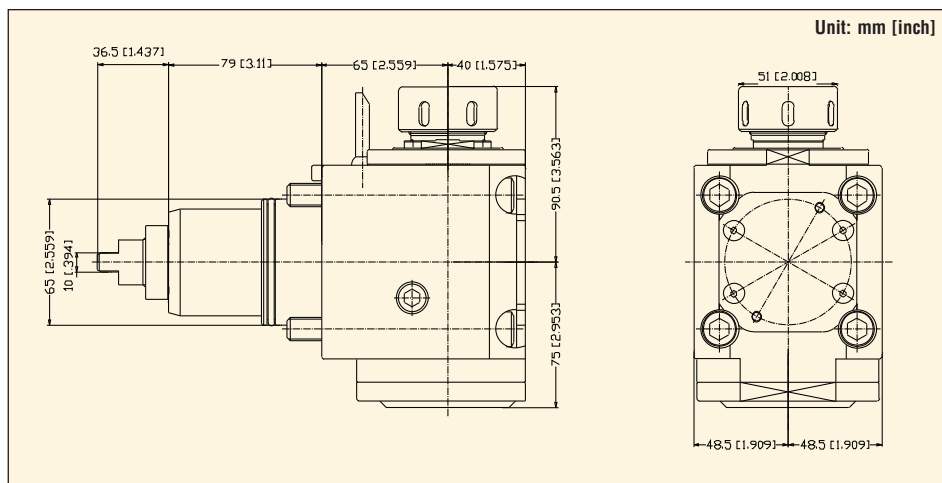
NK105-36000

Nakamura Part Number
R2393

Counter Clockwise Input



Clockwise Output



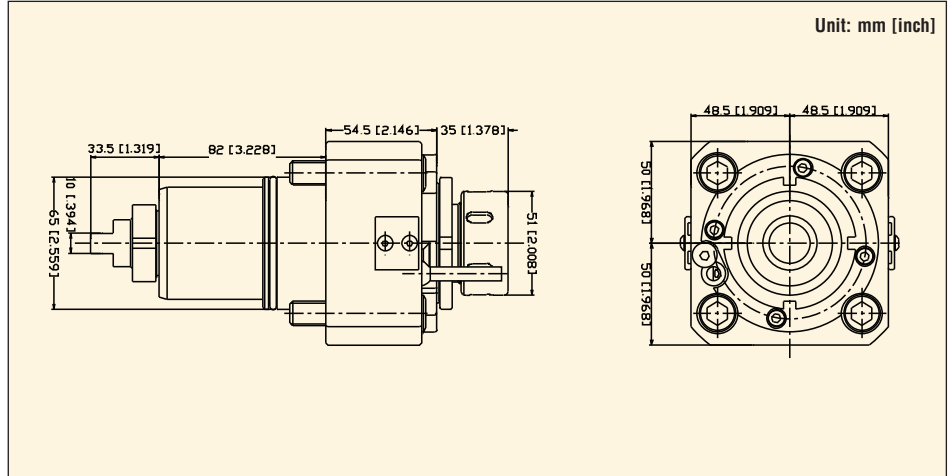

Description	Max. RPM	Max. Torque Output ft-lbs (N-m)	Max. Pressure (PSI)	Center Height	Collet Size	Replacement Nut	Coolant Nozzle	Spanner Wrench	
								for Spindle	for Nut
Z-Axis / 90° Angle	3600	30 (39.3)	100	65mm	ER32 1/8" to 25/32"	NA32	NK103-10140	SP-36	FK-8

SC-300

TW-20

WT-300

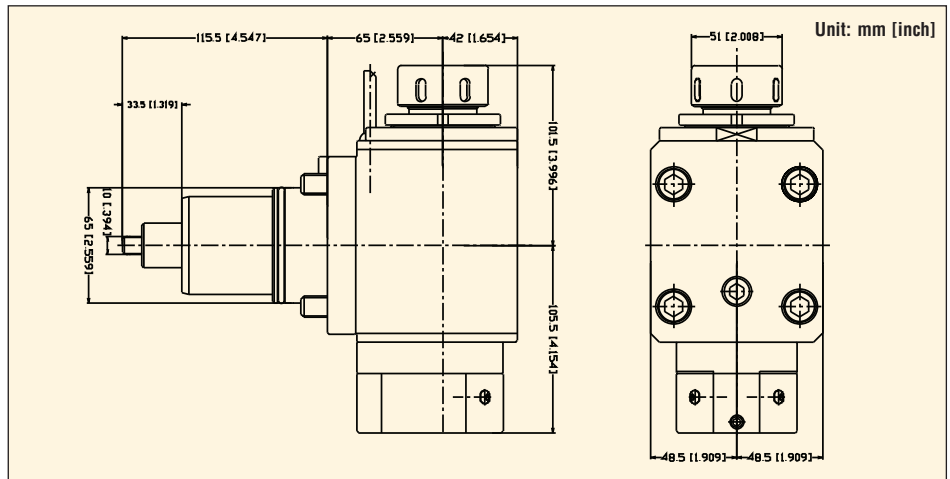

NK105-49000



Description	Max. RPM	Max. Torque Output ft-lbs (N-m)	Max. Pressure (PSI)	Collet Size	Replacement Nut	Coolant Nozzle	Spanner Wrench	
							for Spindle	for Nut
X-Axis / Straight	6000	30 (39.3)	1000	ER32 1/8" to 25/32"	NA32	NK103-10140	FK-9	FK-8

Internal Coolant tools are capable up to 1000PSI. They require a minimum 20 micron filter and cannot be run dry.

NK105-33000



Description	Max. RPM	Max. Torque Output ft-lbs (N-m)	Max. Pressure (PSI)	Center Height	Collet Size	Replacement Nut	Coolant Nozzle	Spanner Wrench	
								for Spindle	for Nut
Z-Axis / 90° Angle	6000	30 (39.3)	1000	65mm	ER32 1/8" to 25/32"	NA32	NK103-10140	FK-9	FK-8

Internal Coolant tools are capable up to 1000PSI. They require a minimum 20 micron filter and cannot be run dry.

WRENCH INSTRUCTIONS, WARRANTY AND REPAIR SERVICES

Wrench Instructions



1 Insert spindle wrench behind collet nut. Align spindle wrench with the wrench flats on the spindle.



2 After securing spindle wrench in position, apply collet nut wrench onto collet nut.



3 While holding the spindle wrench firmly, turn the collet nut wrench clockwise to tighten.

Service and Support

Lyndex-Nikken is dedicated to providing not only the highest quality of equipment, but also the highest quality of service and customer care. With over 60 years of experience, our certified service engineers are looking forward to supporting your needs beyond your expectations.

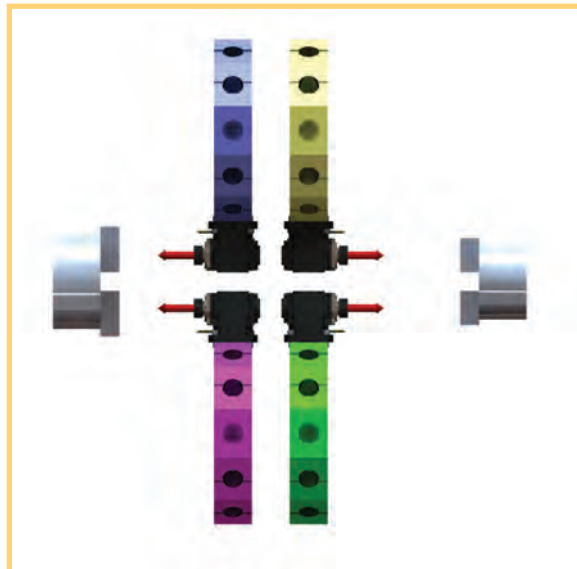
We fully stock all internal components to provide an expedited and cost-effective maintenance program and rebuild package for your live tooling. Managing a maintenance schedule for all your machine tool accessory components can be challenging, so we'll be glad to remind you when the time comes.

Furthermore, to prevent an interruption in your production schedule, for certain models we can offer a "loaner" live tool while your live tool is under repair.

Warranty:

- 1 year warranty for internal components
- 2 year manufacturer warranty on external body

For any service request or inquiry, please contact our service department: (847) 367-4800



All Nakamura live tools can be used in all positions on all turrets (for main or sub) for each given machine model.

Internal Coolant tools are capable of up to 1000PSI. They require a minimum 20 micron filter and cannot be run dry.

ER SERIES COLLETS (INCH)

STANDARD

SIZE INCH	ER20	ER25	ER32
1/16"	E20-004	E25-004	-
3/32"	E20-006	E25-006	-
1/8"	E20-008	E25-008	E32-008
5/32"	E20-010	E25-010	E32-010
3/16"	E20-012	E25-012	E32-012
7/32"	E20-014	E25-014	E32-014
1/4"	E20-016	E25-016	E32-016
9/32"	E20-018	E25-018	E32-018
5/16"	E20-020	E25-020	E32-020
11/32"	E20-022	E25-022	E32-022
3/8"	E20-024	E25-024	E32-024
13/32"	E20-026	E25-026	E32-026
7/16"	E20-028	E25-028	E32-028
15/32"	E20-030	E25-030	E32-030
1/2"	E20-032	E25-032	E32-032
17/32"	-	E25-034	E32-034
9/16"	-	E25-036	E32-036
19/32"	-	E25-038	E32-038
5/8"	-	E25-040	E32-040
21/32"	-	-	E32-042
11/16"	-	-	E32-044
23/32"	-	-	E32-046
3/4"	-	-	E32-048
25/32"	-	-	E32-050

COOLANT

SIZE INCH	ER20	ER25	ER32
5/32"	E20-010(C)	-	-
11/64"	E20-011(C)	-	-
3/16"	E20-012(C)	-	-
13/64"	E20-013(C)	-	-
7/32"	E20-014(C)	E25-014(C)	-
15/64"	E20-015(C)	E25-015(C)	-
1/4"	E20-016(C)	E25-016(C)	E32-016(C)
17/64"	E20-017(C)	E25-017(C)	E32-017(C)
9/32"	E20-018(C)	E25-018(C)	E32-018(C)
19/64"	E20-019(C)	E25-019(C)	E32-019(C)
5/16"	E20-020(C)	E25-020(C)	E32-020(C)
21/64"	E20-021(C)	E25-021(C)	E32-021(C)
11/32"	E20-022(C)	E25-022(C)	E32-022(C)
23/64"	E20-023(C)	E25-023(C)	E32-023(C)
3/8"	E20-024(C)	E25-024(C)	E32-024(C)
25/64"	E20-025(C)	E25-025(C)	E32-025(C)
13/32"	E20-026(C)	E25-026(C)	E32-026(C)
27/64"	E20-027(C)	E25-027(C)	E32-027(C)
7/16"	E20-028(C)	E25-028(C)	E32-028(C)
29/64"	E20-029(C)	E25-029(C)	E32-029(C)
15/32"	E20-030(C)	E25-030(C)	E32-030(C)
31/64"	E20-031(C)	E25-031(C)	E32-031(C)
1/2"	E20-032(C)	E25-032(C)	E32-032(C)
33/64"	-	E25-033(C)	E32-033(C)
17/32"	-	E25-034(C)	E32-034(C)
35/64"	-	E25-035(C)	E32-035(C)
9/16"	-	E25-036(C)	E32-036(C)
37/64"	-	E25-037(C)	E32-037(C)
19/32"	-	E25-038(C)	E32-038(C)
39/64"	-	E25-039(C)	E32-039(C)
5/8"	-	E25-040(C)	E32-040(C)
41/64"	-	-	E32-041(C)
21/32"	-	-	E32-042(C)
43/64"	-	-	E32-043(C)
11/16"	-	-	E32-044(C)
45/64"	-	-	E32-045(C)
23/32"	-	-	E32-046(C)
47/64"	-	-	E32-047(C)
3/4"	-	-	E32-048(C)
49/64"	-	-	E32-049(C)
25/32"	-	-	E32-050(C)



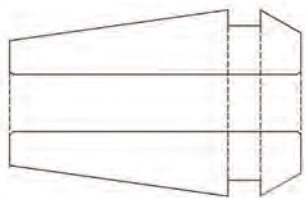
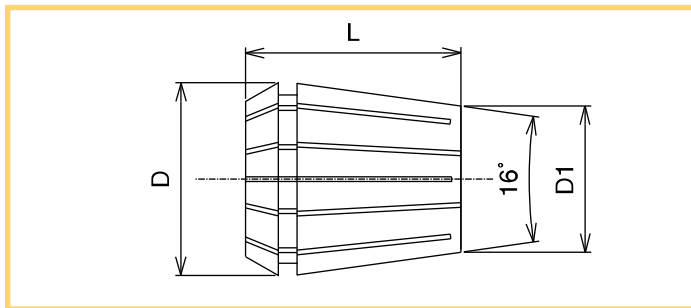
ER SERIES COLLETS (METRIC)

STANDARD

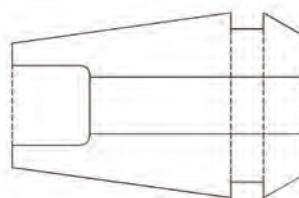
SIZE mm	ER20	ER25	ER32
2.0mm	E20-078	E25-078	-
3.0mm	E20-118	E25-118	E32-118
3.5mm	E20-137	E25-137	E32-137
4.0mm	E20-157	E25-157	E32-157
5.0mm	E20-196	E25-196	E32-196
6.0mm	E20-236	E25-236	E32-236
7.0mm	E20-275	E25-275	E32-275
8.0mm	E20-314	E25-314	E32-314
9.0mm	E20-354	E25-354	E32-354
10.0mm	E20-393	E25-393	E32-393
11.0mm	E20-433	E25-433	E32-433
11.5mm	E20-452	E25-452	E32-452
12.0mm	E20-472	E25-472	E32-472
13.0mm	E20-511	E25-511	E32-511
14.0mm	-	E25-551	E32-551
15.0mm	-	E25-590	E32-590
16.0mm	-	E25-629	E32-629
17.0mm	-	-	E32-669
18.0mm	-	-	E32-708
19.0mm	-	-	E32-748
19.5mm	-	-	E32-767
20.0mm	-	-	E32-787

COOLANT

SIZE mm	ER20	ER25	ER32
5.0mm	E20-196(C)	-	-
5.5mm	E20-216(C)	-	-
6.0mm	E20-236(C)	E25-236(C)	-
6.5mm	E20-255(C)	E25-255(C)	-
7.0mm	E20-275(C)	E25-275(C)	-
7.5mm	E20-295(C)	E25-295(C)	-
8.0mm	E20-314(C)	E25-314(C)	-
8.5mm	E20-334(C)	E25-334(C)	-
9.0mm	E20-354(C)	E25-354(C)	-
9.5mm	E20-374(C)	E25-374(C)	-
10.0mm	E20-393(C)	E25-393(C)	E32-393(C)
10.5mm	E20-413(C)	E25-413(C)	E32-413(C)
11.0mm	E20-433(C)	E25-433(C)	E32-433(C)
11.5mm	E20-452(C)	E25-452(C)	E32-452(C)
12.0mm	E20-472(C)	E25-472(C)	E32-472(C)
12.5mm	E20-492(C)	E25-492(C)	E32-492(C)
13.0mm	E20-511(C)	E25-511(C)	E32-511(C)
13.5mm	-	E25-531(C)	E32-531(C)
14.0mm	-	E25-551(C)	E32-551(C)
14.5mm	-	E25-570(C)	E32-570(C)
15.0mm	-	E25-590(C)	E32-590(C)
15.5mm	-	E25-610(C)	E32-610(C)
16.0mm	-	E25-629(C)	E32-629(C)
16.5mm	-	-	E32-649(C)
17.0mm	-	-	E32-669(C)
17.5mm	-	-	E32-688(C)
18.0mm	-	-	E32-708(C)
18.5mm	-	-	E32-728(C)
19.0mm	-	-	E32-748(C)
19.5mm	-	-	E32-767(C)
20.0mm	-	-	E32-787(C)



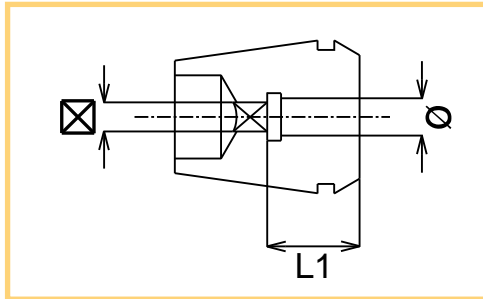
ER Standard type collet



ER Counter-Bored type collet

Style	D	D1	L	Collet Range	Coolant Collet Size Range	Nut Tightening Torque	
						standard collet	counter-bored collet
ER20	21.2mm	14.5mm	31.0mm	1.0-13.0mm	5.0-13.0mm (5/32" - 1/2")	60-74 ft-lbs	42-52 ft-lbs
ER25	26.2mm	18.5mm	35.0mm	1.0-16.0mm	6.0-16.0mm (7/32" - 5/8")	77-96 ft-lbs	54-67 ft-lbs
ER32	33.2mm	24.4mm	40.0mm	2.0-20.0mm	10.0-20.0mm (1/4" - 25/32")	100-125 ft-lbs	77-96 ft-lbs

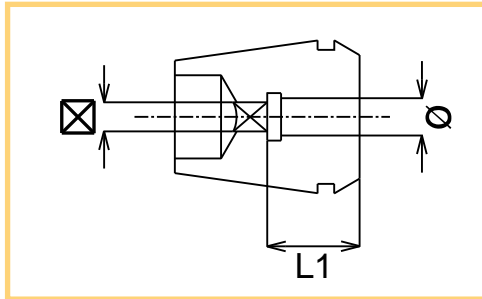
ER TAP COLLETS



ER Tap Collets feature a unique design that incorporates an internal square drive with our popular ER Series collets. The square drive matches the tap square, providing a tight fit for all rigid tapping applications.

PART NUMBER	TAP INCH SIZE	TAP METRIC SIZE	L1	Ø	⊠
ET20-168	#8, 5/32"	M4	15.0mm	0.168	0.131
ET20-194	#10, 3/16"	M4.5, M5	15.0mm	0.194	0.152
ET20-220	#12, 7/32"	-	15.0mm	0.22	0.165
ET20-255	#14, 1/4"	M6, M6.5	20.0mm	0.255	0.191
ET20-318	5/16"	M7, M6.5	20.0mm	0.318	0.238
ET20-323	7/16"	-	20.0mm	0.323	0.242
ET20-367	1/2"	M12, M12.5	25.0mm	0.367	0.275
ET20-381	3/8"	M10	20.0mm	0.381	0.286
ET25-168	#8, 5/32"	M4	15.0mm	0.168	0.131
ET25-194	#10, 3/16"	M4.5, M5	15.0mm	0.194	0.152
ET25-220	#12, 7/32"	-	15.0mm	0.22	0.165
ET25-255	#14, 1/4"	M6, M6.5	20.0mm	0.255	0.191
ET25-318	5/16"	M7, M6.5	20.0mm	0.318	0.238
ET25-323	7/16"	-	20.0mm	0.323	0.242
ET25-367	1/2"	M12, M12.5	25.0mm	0.367	0.275
ET25-381	3/8"	M10	20.0mm	0.381	0.286
ET25-429	9/16"	M14	25.0mm	0.429	0.322
ET25-437	1/8" NPT(L)	-	18.0mm	0.437	0.328
ET25-480	5/8"	M16	25.0mm	0.48	0.36
ET32-168	#8, 5/32"	M4	15.0mm	0.168	0.131
ET32-194	#10, 3/16"	M4.5, M5	15.0mm	0.194	0.152
ET32-220	#12, 7/32"	-	15.0mm	0.22	0.165
ET32-255	#14, 1/4"	M6, M6.5	20.0mm	0.255	0.191
ET32-318	5/16"	M7, M6.5	20.0mm	0.318	0.238
ET32-323	7/16"	-	20.0mm	0.323	0.242
ET32-367	1/2"	M12, M12.5	25.0mm	0.367	0.275
ET32-381	3/8"	M10	20.0mm	0.381	0.286
ET32-429	9/16"	M14	25.0mm	0.429	0.322
ET32-437	1/8" NPT	-	18.0mm	0.437	0.328
ET32-480	5/8"	M16	25.0mm	0.48	0.36
ET32-542	11/16"	M18	30.0mm	0.542	0.406
ET32-562	1/4" NPT	-	18.0mm	0.562	0.421
ET32-590	3/4"	-	30.0mm	0.59	0.422
ET32-652	13/16"	M20	30.0mm	0.652	0.489

ER TAP COOLANT COLLETS



Lyndex-Nikken has now combined the versatility of our ER tapping collets with the popularity of our coolant collets to create our patented ER Coolant Tap Collets.

PART NUMBER	TAP INCH SIZE	TAP METRIC SIZE	L1	Ø	☒
ET20-255(C)	#14, 1/4"	M6, M6.5	25.0mm	0.255	0.191
ET20-318(C)	5/16"	M7, M6.5	25.0mm	0.318	0.238
ET20-323(C)	7/16"	-	25.0mm	0.323	0.242
ET20-367(C)	1/2"	M12, M12.5	25.0mm	0.367	0.275
ET20-381(C)	3/8"	M10	25.0mm	0.381	0.286
ET25-318(C)	5/16"	M7, M6.5	25.0mm	0.318	0.238
ET25-323(C)	7/16"	-	25.0mm	0.323	0.242
ET25-367(C)	1/2"	M12, M12.5	27.0mm	0.367	0.275
ET25-381(C)	3/8"	M10	25.0mm	0.381	0.286
ET25-429(C)	9/16"	M14	30.0mm	0.429	0.322
ET25-480(C)	5/8"	M16	30.0mm	0.48	0.36
ET32-255(C)	#14, 1/4"	M6, M6.5	25.0mm	0.255	0.191
ET32-318(C)	5/16"	M7, M6.5	25.0mm	0.318	0.238
ET32-323(C)	7/16"	-	25.0mm	0.323	0.242
ET32-367(C)	1/2"	M12, M12.5	27.0mm	0.367	0.275
ET32-381(C)	3/8"	M10	25.0mm	0.381	0.286
ET32-429(C)	9/16"	M14	30.0mm	0.429	0.322
ET32-480(C)	5/8"	M16	30.0mm	0.48	0.36
ET32-542(C)	11/16"	M18	35.0mm	0.542	0.406
ET32-590(C)	3/4"	-	35.0mm	0.59	0.422
ET32-652(C)	13/16"	M20	35.0mm	0.652	0.489

Note: Seals up to maximum coolant pressure of 1000 PSI.

ACCESSORIES

CNC Rotary Tables

We offer a complete line of extremely accurate Nikken Rotary Tables. Featuring patented hardened assemblies, they retain their precision for years. Please call Lyndex-Nikken for more information: (847) 367-4800.




Worm Wheel System

Installation Service

Lyndex-Nikken regional managers will assist you with product selection, integration and installation, guaranteeing complete customer satisfaction. Installation service includes drive, cable, table installation, parameter changes and documentation. Call Lyndex-Nikken for more information: (847) 367-4800.

U.S. Patent 5385424 (Brake System)



5AX-201

All-Precision Toolholders

Lyndex-Nikken advanced products are innovatively designed to tackle the most complex and demanding applications. They guarantee a runout within 3 micron at 4 times the diameter beyond collet nut.



AngleHeads™

Our large range of AngleHeads™ is designed to easily and effectively upgrade your machine tool capabilities by eliminating additional set ups.

Units are equipped with 4340 ground gear and ground shaft components, high precision spindle bearings (P4 quality) and cast iron bodies for vibration dampening. Each tool also features high torque capabilities for aggressive milling and drilling.

Visit www.lyndexnikken.com to learn more about our complete line of AngleHeads, or call (847) 367-4800.



Lyndex-Nikken, Inc.

www.lyndexnikken.com

1468 Armour Blvd., Mundelein, IL 60060

Phone: (847) 367-4800 • Fax: (847) 367-4815 • Email: inquiries@lyndexnikken.com



www.lyndexnikken.com
(847) 367-4800
CAT2009-NT